

Your peer group: Bilateral Agencies

This peer group includes: AFD, CIDA, DFID, Finland MoF, GTZ, Italy MoF, JBIC, Lux Dev, Netherlands MoF, Norad, SDC, Sida, USAID

At a Glance

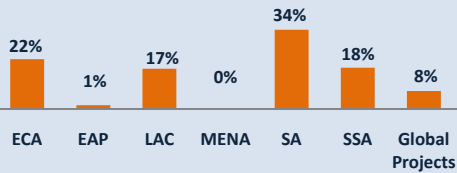
- 6th largest bilateral agency (total committed amounts)
- One of only 2 bilateral agencies using a diversified range of instruments
- Slightly lower average project size than peers

Portfolio

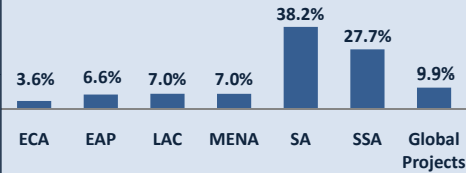
Committed Amount by Region (million USD)

	SDC	Peer Group	All Funders	SDC % Peers	SDC % All Funders
Total	78	1,526	11,687	5.1%	0.7%
SSA	14	423	1,642	3.3%	0.8%
ECA	17	55	2,445	30%	0.7%
EAP	1	101	847	1%	0.1%
LAC	13	107	1,625	13%	0.8%
MENA	-	106	874	0%	0%
SA	27	583	3,161	4.6%	0.8%
Global Projects	6	150	1,094	4%	0.5%

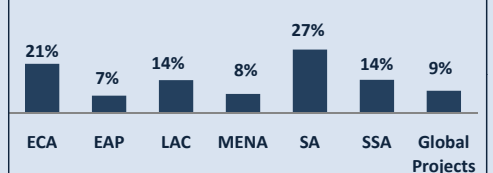
Percentage of SDC's Portfolio by Region



Percentage of Peer Group's Portfolio by Region

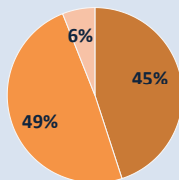


Percentage of All Funders' Portfolio by Region



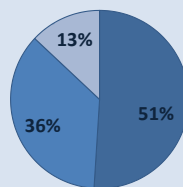
Committed Amount by Purpose

SDC



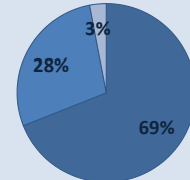
- Retail /Micro Level
- Market Infrastructure/Meso Level
- Policy/Macro Level

Peer Group



- Retail /Micro Level
- Market Infrastructure/Meso Level
- Policy/Macro Level

All Funders



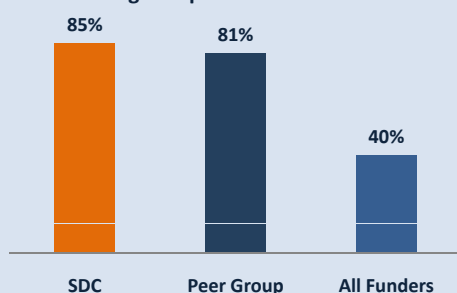
- Retail /Micro Level
- Market Infrastructure/Meso Level
- Policy/Macro Level

Note: Retail or micro level funding is directly targeted at MFIs.

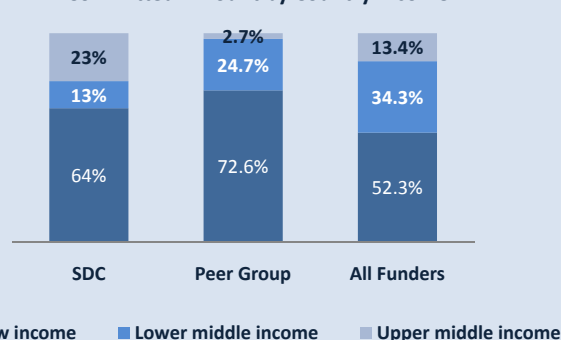
Meso level funding supports the general market infrastructure or is used for wholesale lending to MFIs.

Macro/policy level funding strengthens the enabling and regulatory environment for microfinance.

Percentage of Projects with Capacity Building Components at Micro Level

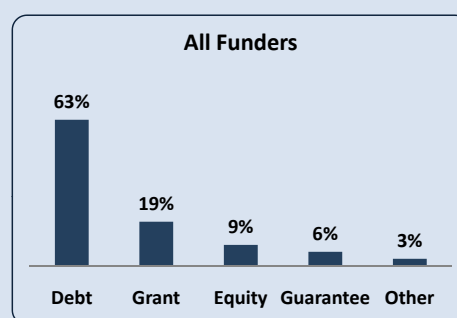
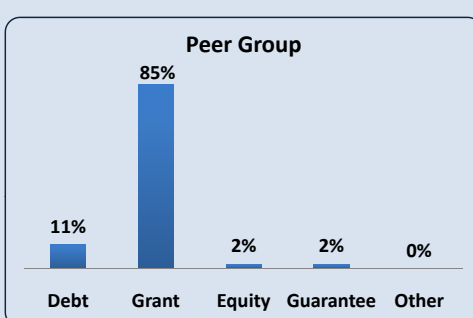
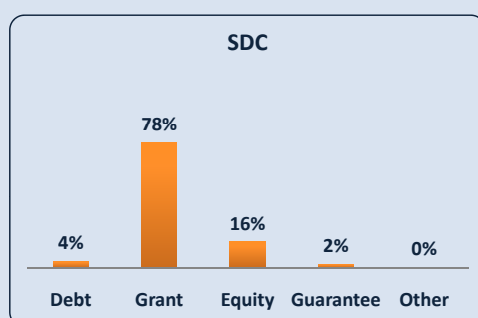


Committed Amount by Country Income



Note: Only single country projects are included in the graph above. Country income groups are based on the World Bank classification of countries for 2007.

Committed Amount by Instrument



Project and Organizational Characteristics

Organization	Projects		
	SDC	Peer Group	All Funders
Do you have a microfinance policy?	Yes	No	
SDC	Yes	No	# Projects
Peer Group	73%	27%	Avg Project Size (thousand USD)
All Funders	81%	19%	Amount Committed (million USD)
			78
			1,526
			11,687

Survey Data Set

Donors (33)	Investors (21)
<p>Bilateral Agencies Aid agencies and ministries of governments in developed countries [e.g., Swedish International Development Agency (Sida), United States Agency for International Development (USAID)]</p> <p>Multilateral Development Banks and UN Agencies Agencies owned by multiple governments of the industrialized and developing world [e.g., World Bank, the regional development banks], and UN agencies [e.g., the United Nations Capital Development Fund (UNCDF), International Fund for Agricultural Development (IFAD)]</p> <p>Foundations Non-profit corporations or charitable trusts typically funded by a private individual, a family or a corporation, with a principal purpose of making grants to unrelated organizations [e.g., Bill and Melinda Gates Foundation, Ford Foundation]</p> <p>Other Donors For example, international NGOs</p>	<p>Development Finance Institutions (DFIs) The private sector arms of government-owned bilateral and multilateral development agencies [e.g., KfW (Germany), International Finance Corporation (IFC)]</p> <p>Individual Investors Socially motivated individual "retail" investors and high net worth individuals that act as venture philanthropists. Individual investors provide their capital through organizations like Oikocredit, a Dutch cooperative society, investment funds, and online, peer-to-peer platforms like Kiva.org</p> <p>Institutional Investors International retail banks, investment banks, pension funds, and private equity funds that channel capital into microfinance [e.g., Deutsche Bank, TIAA-CREF]</p>

Survey participants: AECID, AFD, AfDB, AsDB, BIO, CAF, CDC, CIDA, Citi Foundation, Cordaid, DCA USAID, DFID, EBRD, EC, EIB, Finnfund, Finland MoF, FIRST Initiative, FMO, Fondation sen'Finances, Ford Foundation, Gates Foundation, GTZ, Hivos, ICCO, IFAD, IFC, ILO, IMF/AFRITAC, IsDB, Italy MoF, JBIC, Lux Dev, KfW, MCC, MIF, MSDF, Netherlands MoF, Norad, Norfund, Omidyar Network, OPIC, Proparco, Oxfam Novib, Rabobank Foundation, SDC, Sida, SIFEM, Kiva, Oikocredit, TIAA CREF, UNCDF, USAID and World Bank.

Contact: For more information about this survey, please contact Jasmina Glisovic-Mezieres at cgapbetteraid@worldbank.org. CGAP publications are frequently cited in other works. The suggested citation for this document is as follows: CGAP 2008 Microfinance Funder Survey.

Data Disclaimer

The survey is based on self-reported data from 54 funders. All data provided is as of December 2007 (except for a few funders whose fiscal year ends in June) and was collected from April to August 2008. A few funders were not able to provide breakdowns of total amounts committed to microfinance (e.g., committed amounts by level/purpose and instrument). In such cases, CGAP used secondary sources and employed its best judgement to provide reliable estimates. While actual volumes cannot always be provided, percentages give a fair idea of the funding breakdown.